

Specification Sheet

VascuLife® EnGS Endothelial Cell Culture Medium

LL-0002
LM-0002
LS-1019



This product is for Research Use Only.
This product is not approved for human or veterinary use or for use in in vitro diagnostics or clinical procedures.



LIFELINE
CELL TECHNOLOGY

Better Solutions for
Breakthrough Results

VascuLife EnGS Cell Culture Medium

VascuLife EnGS (containing Endothelial Cell Growth Supplement) is a low serum medium optimized for the culture of Human Endothelial Cells including Human Umbilical Vein Endothelial Cells (HUVEC), Aortic Endothelial Cells (AoEC), Iliac Artery Endothelial Cells (HIAEC), Pulmonary Artery Endothelial Cells (HPAEC), and other large-vessel endothelial cells. VascuLife EnGS supports the growth of these cells in a low serum environment without human VEGF.

VascuLife Basal Medium contains no antimicrobials and no phenol red. Lifeline offers antimicrobials and phenol red; however, they are not required for eukaryotic cell proliferation.

VascuLife Cell Culture Medium Components

VascuLife is offered in a kit format composed of basal medium and associated supplements and growth factors called “LifeFactors™.” This kit allows you to prepare fresh medium in your laboratory, extending shelf life and enhancing performance. VascuLife Basal Medium is provided in a light-protected 500 mL bottle. The remaining LifeFactors (growth factors and supplements) are packaged in a convenient gas-impermeable pouch for easy storage.

Product	Part No.	Volume	Final Concentrations in Supplemented Medium	Storage
VascuLife EnGS Medium Complete Kit, (VascuLife Basal Medium, VascuLife EnGS LifeFactors Kit)	LL-0002			2-8°C when prepared
VascuLife Basal Medium	LM-0002	475 mL		2-8°C
VascuLife EnGS LifeFactors Kit	LS-1019			-20°C
Ascorbic Acid LifeFactor	LS-1005	0.5 mL	50 µg/mL	-20°C
Hydrocortisone Hemisuccinate LifeFactor	LS-1007	0.5 mL	1 µg/mL	-20°C
FBS LifeFactor	LS-1012	10 mL	2%	-20°C
L-Glutamine LifeFactor	LS-1013	25 mL	10 mM	-20°C
rh EGF LifeFactor	LS-1015	0.5 mL	5 ng/mL	-20°C
Heparin Sulfate LifeFactor	LS-1017	0.5 mL	0.75 U/mL	-20°C
EnGS LifeFactor	LS-1018	1 mL	0.2%	-20°C
Antimicrobial Supplement: Gentamicin and Amphotericin B (Provided with purchase of LL-0002)	LS-1104	0.5 mL	Gentamicin 30 µg/mL Amphotericin B 15 ng/mL	-20°C
Optional Supplements	Part No.	Volume	Concentrations of Supplement	Storage
Phenol Red Supplement	LS-1009	1 mL	33 mM	RT



Call Lifeline Technical Service and Sales at **877.845.7787**

Or visit lifelinecelltech.com for more information

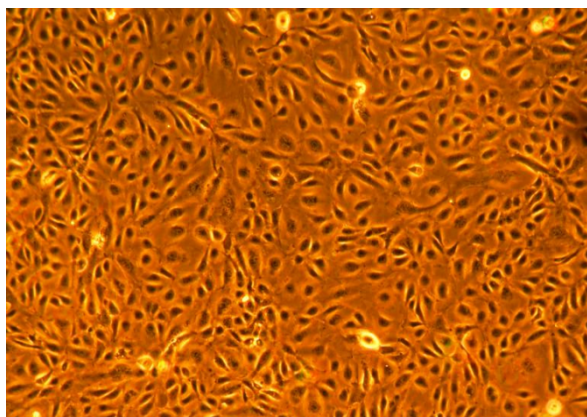
Lifeline Cell Technology | 8415 Progress Drive, Suite T | Frederick, MD 21701

©2024 Lifeline Cell Technology, an International Stem Cell Company | All Rights Reserved

Quality Testing for Guaranteed Consistency and Reproducible Results

Lifeline Cell Technology manufactures products using the highest quality raw materials and incorporates ISO style quality assurance in every production run. Exacting standards and production procedures ensure lot-to-lot consistency. Every production lot of Vasculife EnGS Medium is extensively tested using Endothelial Cells. Vasculife EnGS Medium and Gentamicin-Amphotericin B (LS-1104) are cell culture tested separately.

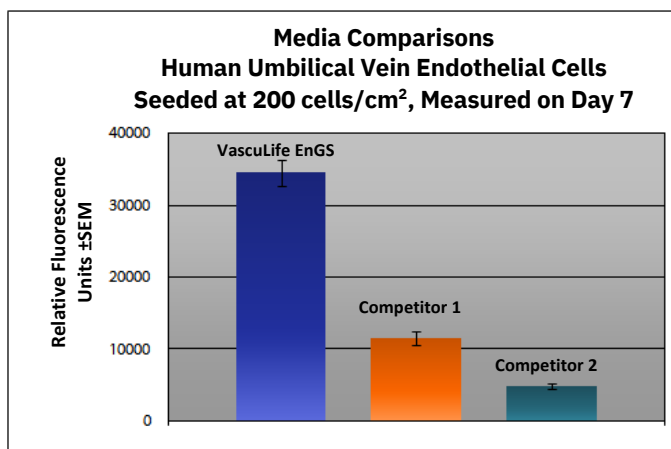
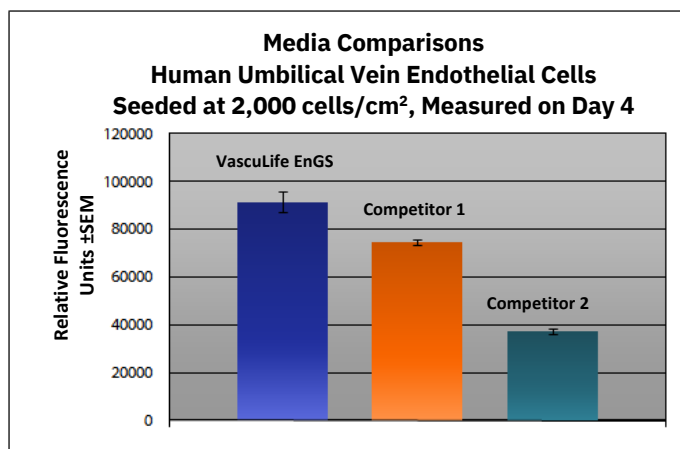
- | | | | |
|---------------------|--|--------------|-----------------|
| • Sterility Testing | Negative for bacterial and fungal growth | • Osmolality | 270 +/- 10 mOsm |
| • pH | 7.8 +/- 0.3 | • Endotoxin | < 0.5 EU/mL |
| • Cell Testing | Rate of proliferation and morphology | | |



Vasculife® EnGS Medium grows Human Umbilical Vein Endothelial Cells (HUVEC), and other human large-vessel endothelial cells, without the addition of human VEGF at rates that meet or exceed other commercially available serum-containing media while maintaining excellent cell morphology. In comparisons with other commercially available media, Vasculife shows superior proliferation at different seeding densities.

Shown left: HUVEC, passage 2, 4 days after inoculation with 2,000 cells/cm² (100X).

Shown below: HUVEC inoculated at low seeding densities in 24-well plates. Higher fluorescence represents a greater number of cells per well and therefore better proliferation.



The Lifeline® Guarantee

Lifeline's rigorous quality control ensures sterility and performance to standardized testing criteria. Upon request, Lifeline will provide lot-specific QC test results, material safety data sheets and certificates of analysis. See complete guarantee/warranty statement at lifelinecelltech.com or contact your Lifeline representative for more information.



Call Lifeline Technical Service and Sales at 877.845.7787

Or visit lifelinecelltech.com for more information

Lifeline Cell Technology | 8415 Progress Drive, Suite T | Frederick, MD 21701

©2024 Lifeline Cell Technology, an International Stem Cell Company | All Rights Reserved