

**Epidermal Keratinocytes -
Neonatal, (HEKn); Adult (HEKa)
& HEKn 10-Donor Pool
FC-0007, FC-0025 & FC-0065**

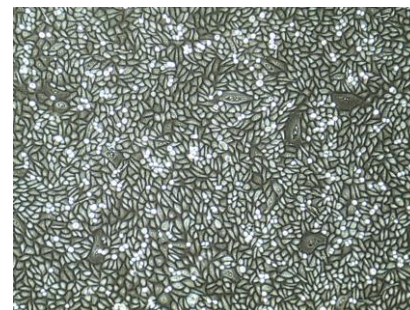


Product Description

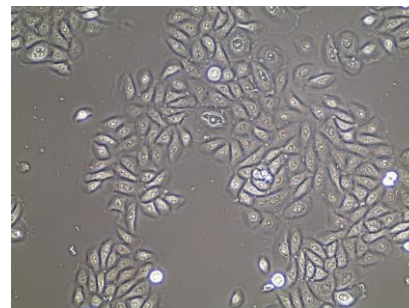
Lifeline® Normal Human Epidermal Keratinocytes (HEK), when grown in Lifeline’s DermaLife® K Medium, provides an ideal serum-free culture model, for the study of wound healing, toxicology or epithelial biology.

Lifeline’s HEKn and HEKa are cryopreserved as primary cells* to ensure the highest viability and plating efficiency. Lifeline’s HEKn 10-Donor Pool are cryopreserved as secondary cells* to ensure the highest viability and plating efficiency. Our HEK are quality tested in DermaLife K Medium to ensure proper growth and morphology over a period of at least 15 population doublings.

Lifeline’s HEK are not exposed to antimicrobials or phenol red when cultured in the respective Lifeline® medium. Lifeline offers antimicrobials and phenol red; however they are not required for eukaryotic cell proliferation. A vial of Gentamicin and Amphotericin B (GA; LS-1104) is provided with the purchase of DermaLife K (LL-0007), or DermaLife K Calcium-Free (LL-0029) Medium Complete Kits for your convenience. The use of GA is recommended to inhibit potential fungal or bacterial contamination of eukaryotic cell cultures. Phenol Red (LS-1009) may be purchased, but is not required.



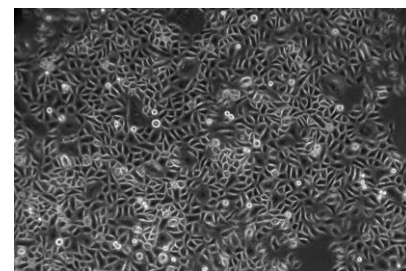
Neonatal Keratinocytes, 10x



Adult Dermal Keratinocyte, 20x

Cell Features:

- HEK are cryopreserved after primary culture or secondary culture*.
- HEK provide an ideal model for testing of compounds, and in the study of cancer or dermal biology.
- HEK are extensively tested for quality and optimal performance.
- Lifeline guarantees performance and quality



HEKn 10-Donor Pool

Part #	Description
FC-0007	HEKn, Normal Human Epidermal Keratinocytes-Neonatal, primary
FC-0025	HEKa, Normal Human Epidermal Keratinocytes-Adult, primary
FC-0065	HEMn-HP, Normal Human Epidermal Melanocytes, Neonatal, Highly Pigmented, secondary - 1,000,000 cells per vial
LL-0007	DermaLife® K Medium Complete Kit (DermaLife Basal Medium (LM-0004), DermaLife K LifeFactors® Kit (LS-1030))
LL-0029	DermaLife K Calcium-Free Medium Complete Kit
LS-1104	GA Antimicrobial Supplement, 0.5 mL (Gentamicin 30 mg/mL, Amphotericin B 15 µg/mL); provided with purchase of LL-0027

To place an order, please visit lifelinecelltech.com or call us at **877.845.7787**

Lifeline Cell Technology - 8415 Progress Drive, Suite T - Frederick, MD 21701

Normal Human Epidermal Keratinocytes are tested for:

- **Cell Count**
 - \geq 500,000 cryopreserved cells per
- **Proliferation and Morphology**
 - Normal cell appearance for 15 population doublings
- **Cell Viability**
 - Minimum 70% viability when thawed from cryopreservation
- **Sterility**
 - Negative for mycoplasma, Negative for bacterial and fungal growth for 14 days
- **Virus**
 - Negative for HIV-1, HIV-2, HBV, and HCV by PCR
- **Specific Testing**
 - L- Dopa Oxidase Activity Assay

Quality Tested for Guaranteed Consistency and Reproducible Results

Lifeline Cell Technology manufactures products using the highest quality raw materials and incorporates extensive quality assurance in every production run. Exacting standards and production procedures ensure consistent performance.

The Lifeline Guarantee

Lifeline's rigorous quality control ensures sterility and performance to standardized testing criteria. Upon request, Lifeline will provide lot specific QC test results, material safety data sheets, and certificates of analysis. See complete guarantee/warranty statement at lifelinecelltech.com or contact your Lifeline representative for more information.

All donated tissues have been obtained under proper informed consent and adheres to the Declaration of Helsinki, The Human Tissue Act (UK), CFR Title 21, and HIPAA Regulations relative to obtaining and handling human tissue for Research Use.

Safety Statement

This product is for Research Use Only. This product is not approved for human or veterinary use or for use in in vitro diagnostics or clinical procedures.

Lifeline recommends storing cryopreserved vials in liquid nitrogen vapor phase. Handle cryopreserved vials with caution. Always wear eye protection and gloves when working with cell cultures. Aseptically vent any liquid nitrogen from cryopreserved vials by carefully loosening the vial cap in a biosafety cabinet prior to thawing the vials in a water bath. If vials must be stored in liquid phase, the vials should be transferred to vapor phase storage or -80°C for up to 24 hours prior to being thawed.

**Lifeline Technical Note: There are different and often contradictory terminologies used by cell culture companies to define the passage number of cells. Lifeline's designation of 'primary cells' are cells that have been isolated from tissue, plated onto culture vessels, expanded, harvested and cryopreserved. The term 'secondary' indicates that the cells have been isolated, plated and expanded in culture vessels twice before being harvested for cryopreservation.*

Call Lifeline Technical Service and Sales at 877.845.7787

or visit lifelinecelltech.com for more information

Lifeline Cell Technology - 8415 Progress Drive, Suite T - Frederick, MD 21701

©2020 Lifeline Cell Technology. All Rights Reserved